

we proudly introduce the SpaceShell




Illustration by Bjorn Olson



SpaceShell Inc.
REINFORCED POLYESTER STRUCTURES



COME INTO THE WORLD OF CONTEMPORARY LIVING! THE SPACESHELL. A NEW CONCEPT IN HOUSING. IT ADAPTS TO YOUR PERSONAL LIFE STYLE!

EXTERIOR

Contemporary living is exemplified in this up-to-the-second dwelling designed by Christopher Hall of SpaceShell Incorporated in Oakland, California.

Molded fiberglass reinforced polyesters compose the inner and outer skins of the basic shell, sandwiching between them a polyurethane core with syntactic foam. The structure is composed of 18 identical sections (doors and window openings are installed after molding). Its inner wall partitions are also made of molded polyesters with foam cores. The SpaceShell is 13 feet high, 39 feet in diameter at the floor, providing 1,200 square feet of living space.

A **practical structure**, the SpaceShell home is self-insulating, self-extinguishing, and super-strong. Heavy snow loads won't damage it; a heavy tree limb would bounce off before crashing through. Colors are built into the skins of the structure . . . it never needs paint! Moving? Just unbolt the walls and take your home with you. The SpaceShell is relocatable!

Conforming to today's fast-paced mode of living, the SpaceShell home can be assembled in less than a day by only two or three men. Each section weighs 425 pounds, the entire home only 8,000 pounds. It can be shipped anywhere on two trucks or in two railroad cars, or can be flown to its destination.

The SpaceShell, shown here as a home or vacation hideaway, can be employed for innumerable other uses . . . an office, a classroom complex, a restaurant, a small plane tie-down, a dry storage unit for grain. The possibilities are limitless. The projected cost . . . a phenomenally low \$10,000 to \$14,000 complete!


INTERIOR

Inside the SpaceShell is lots of roomy, round space . . . space for new, contemporary furnishings. The pumpkin-shaped design lends itself to molded furniture, explosive graphics, exciting lighting effects, innovative interior design.

The shape does not limit one to contemporary furniture alone, however. Mix in a little traditional for elegance. Add a dash of tried and true favorites for your own private touch. The versatile SpaceShell lets you be uniquely yourself.

FLOOR PLAN


Round space is functional space. Designed with a new plasticity in space arrangement, the wall units are moveable. Rooms can be created or eliminated, made larger or smaller. In some plans, you can move the walls back and make one, big room. Adjust the floor plan to your own life style and change it as you change!



Interior Rendering by Donna Dick, Breuner's, Oakland, California, illustrates the dining, living, and entry areas of one plan.

For flexible living...

One of many possible floor plans, this arrangement includes three bedrooms, two bathrooms, a living room, dining and family area, and a utility room. The partition between the living and family rooms can easily be moved to make one large conversation area.



For information write or call
SpaceShell Inc.
Christopher Hall, President
6321 Florio Street
Oakland, California 94618
(415) 654-3075