


ODOME



uses

O'DOME IS THE PERFECT ANSWER . . . IN MORE WAYS THAN ONE

Although your first use of O'Dome will more than justify its low cost, you're sure to find additional problem-solving uses among its hundreds of possibilities. Here are a few ideas.

TRADE SHOWS—Use it to house an individual environmental exhibit or for the central trade show theme.

SHOPPING CENTERS AND MALLS—O'Dome is great for promotions, amusement centers for children, information centers.

INFORMATION BOOTHS—O'Dome is at home in historical parks, state parks, turnpikes, museums.

RELAXATION CENTER—Use O'Dome for that next employee open house or picnic.

SPECIAL PROMOTIONS—O'Dome will attract the attention of everyone passing by.

DISPLAYS — Museums, manufacturers, retailers and wholesalers can use O'Dome for special displays.

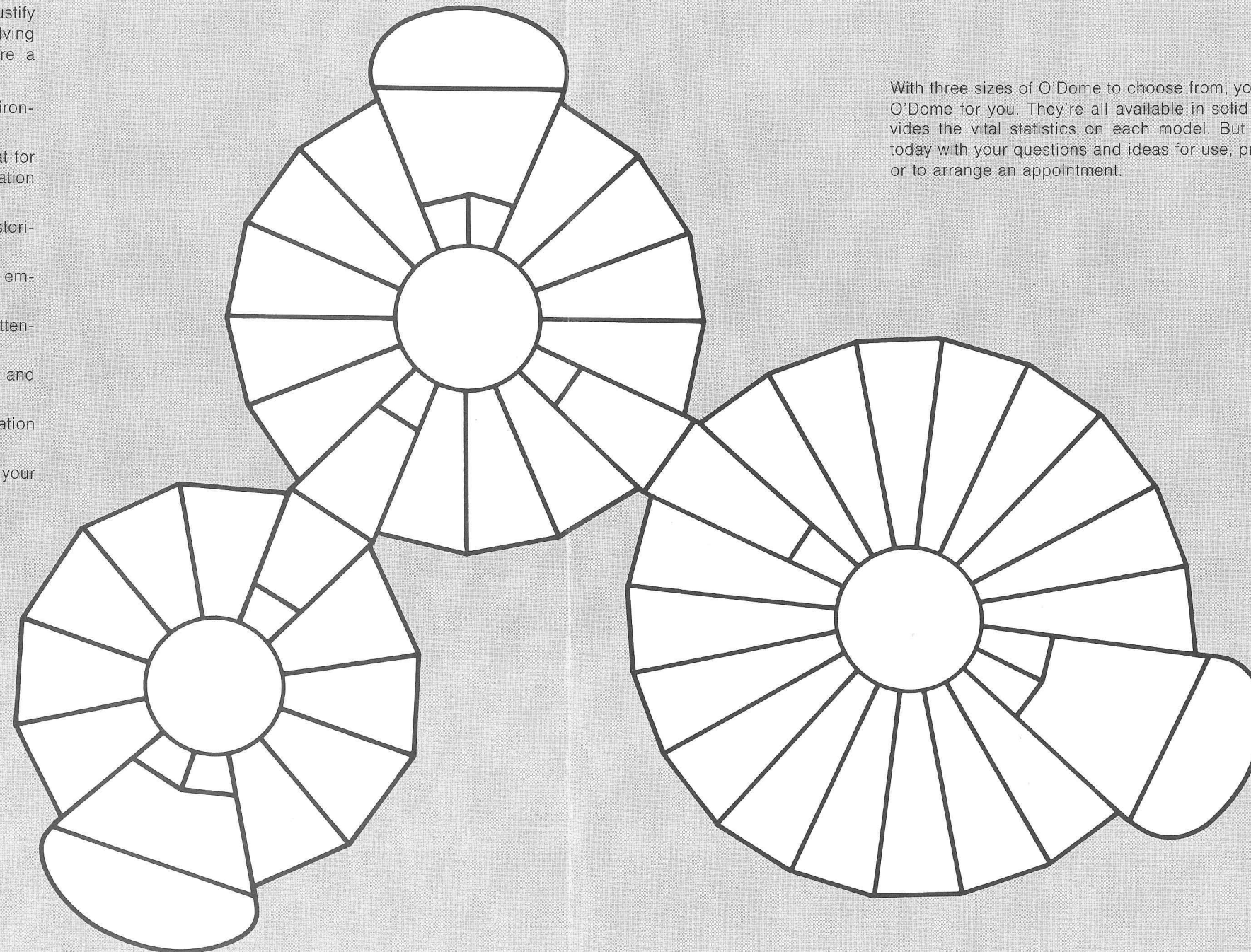
SECOND HOME—O'Dome can be an instant vacation house.

GARAGE AND STORAGE—Plenty of room to park your car and store almost anything in O'Dome.

O'DOME

PATENT PENDING

With three sizes of O'Dome to choose from, you're sure to find just the right O'Dome for you. They're all available in solid white. The chart below provides the vital statistics on each model. But don't stop there, contact us today with your questions and ideas for use, price and delivery information, or to arrange an appointment.



specifications

DIAMETER	25'6"	20'6"	15'5"
FLOOR SPACE	505 sq. ft.	320 sq. ft.	180 sq. ft.
HEIGHT OF DOME	9'6"	8'6"	7'6"
DOORWAY SIZE	7'4" W x 6'4" H	7'4" W x 6'4" H	7'4" W x 6'4" H
SKYLIGHT DIAMETER	5'	5'	44"
PANEL SIZE (FLAT)	4' W x 15'10" H	4' W x 13'2" H	4' W x 10'6" H
TOTAL WEIGHT	1,500 lbs.	1000 lbs.	700 lbs.

. . . transforms exhibits and presentations into total environmental experiences

Key element for success of an exhibit, display or any presentation is a controlled, isolated environment—regardless of the media used to convey the message. This was the primary conclusion of a study that was made public several months ago in Sales Meetings Magazine. The study found that individuals can easily be enticed to enter an environmental structure and, once inside, they stay longer and retain more.

O'Dome is that type of environmental structure.


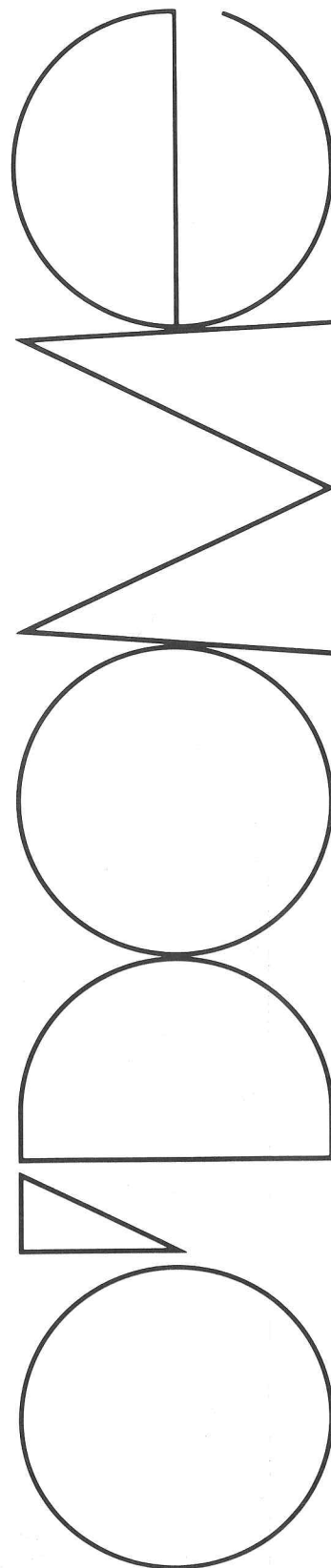
As a child, you may have wandered in terror through the totally controlled environment of a "spook house". The operators knew exactly what you would see and what you would experience. There were no distractions—nothing to take your mind off the matter at hand.

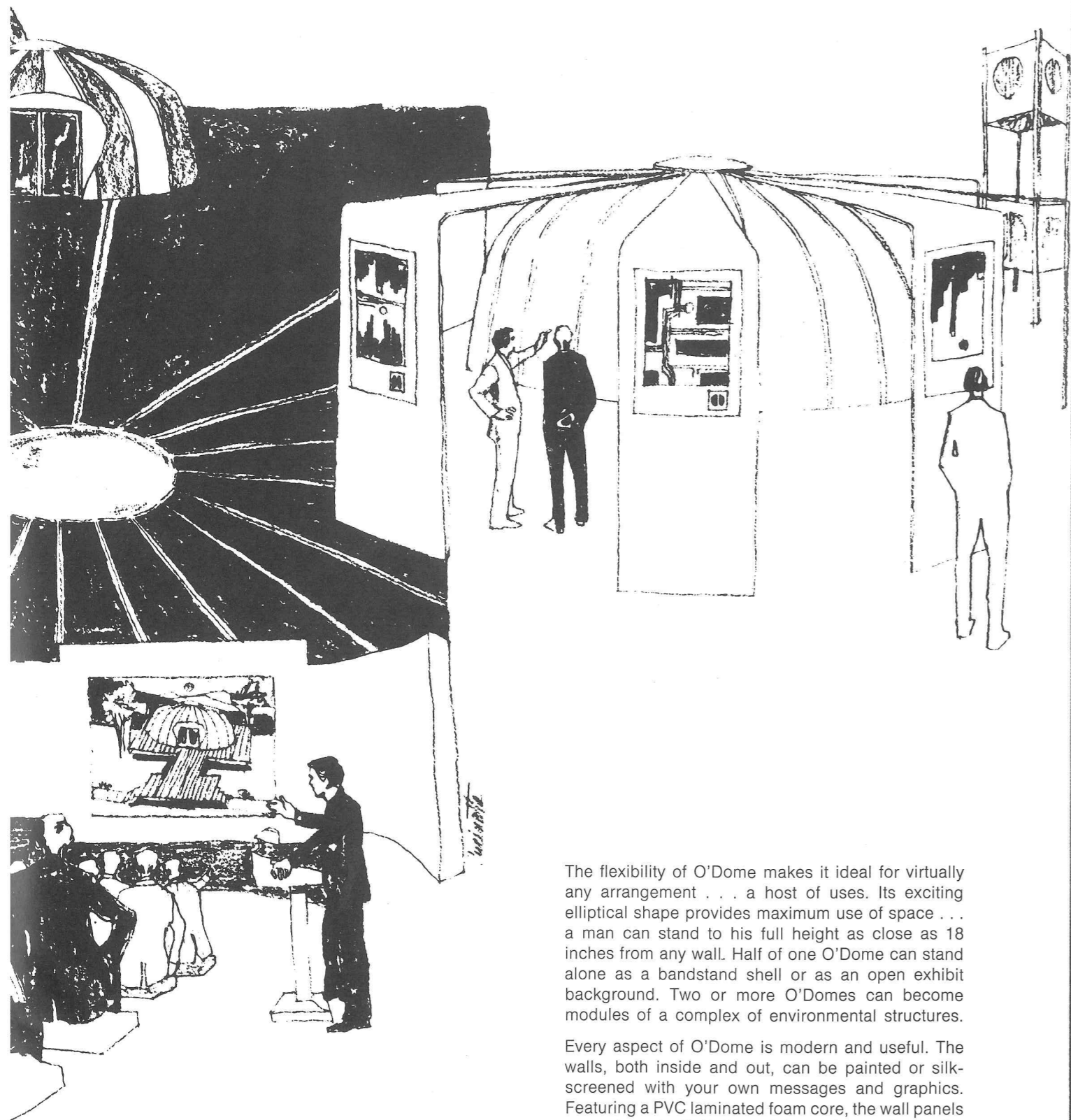
O'Dome can provide that same type of total involvement and total commitment.

Previously, the construction costs for an environmental enclosure that would enhance the effectiveness of a presentation made its use impractical. Now, O'Dome makes it practical with costs that are 80% less and flexibility that gives free rein to your imagination.

With O'Dome, you can communicate your message to groups and individuals with maximum effectiveness at a minimum cost.


GENERAL EXHIBITS, INC.
2038 WASHINGTON AVENUE
PHILADELPHIA, PENNSYLVANIA 19146
(215) 546-5363








The flexibility of O'Dome makes it ideal for virtually any arrangement . . . a host of uses. Its exciting elliptical shape provides maximum use of space . . . a man can stand to his full height as close as 18 inches from any wall. Half of one O'Dome can stand alone as a bandstand shell or as an open exhibit background. Two or more O'Domes can become modules of a complex of environmental structures.

Every aspect of O'Dome is modern and useful. The walls, both inside and out, can be painted or silk-screened with your own messages and graphics. Featuring a PVC laminated foam core, the wall panels are extremely light in weight and completely fire proof (rated Class A by UL tests). O'Dome is even weatherproof and is already being used as ski lodges and summer homes.





assembly

So light in weight that it's a snap to handle, O'Dome is also a snap to put together. That's exactly what two persons do . . . just snap the edge of one wall panel into the groove of another . . . and O'Dome is ready for use. A few short hours after the shipping crate is open, O'Dome is ready to go to work for you.

GENERAL EXHIBITS, INC.
2038 WASHINGTON AVENUE
PHILADELPHIA, PENNSYLVANIA 19146
(215) 546-5363